



# 2010-2011 GMT Reports for District (or Undistricted) **District 36 R**

GMT: **DANA M BIGGS**

Location: **OREGON**

GMT CA: **1**

## CLUBS

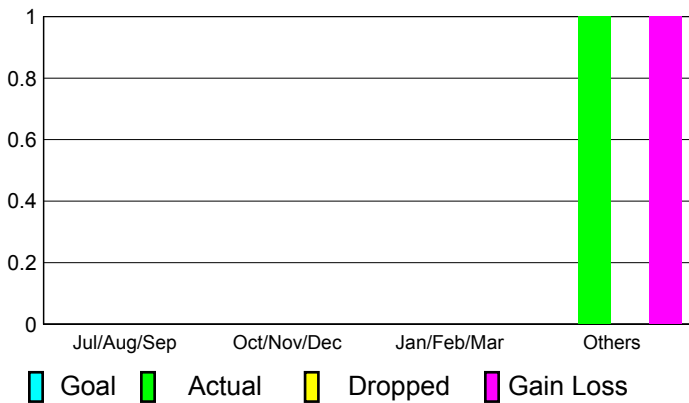
**Club Results  
2010-2011**

**Clubs  
2009-2010**

| Month         | New Club Goal | Actual New Clubs | Actual Dropped Clubs | Gain/Loss of Clubs | Gain/Loss of Clubs |
|---------------|---------------|------------------|----------------------|--------------------|--------------------|
| Jul/Aug/Sep   | 0             | 0                | 0                    | 0                  | 1                  |
| Oct/Nov/Dec   | 0             | 0                | 0                    | 0                  | 0                  |
| Jan/Feb/Mar   | 0             | 0                | 0                    | 0                  | 0                  |
| Apr/May/June  | 0             | 1                | 0                    | 1                  | 2                  |
| <b>Totals</b> | <b>0</b>      | <b>1</b>         | <b>0</b>             | <b>1</b>           | <b>3</b>           |

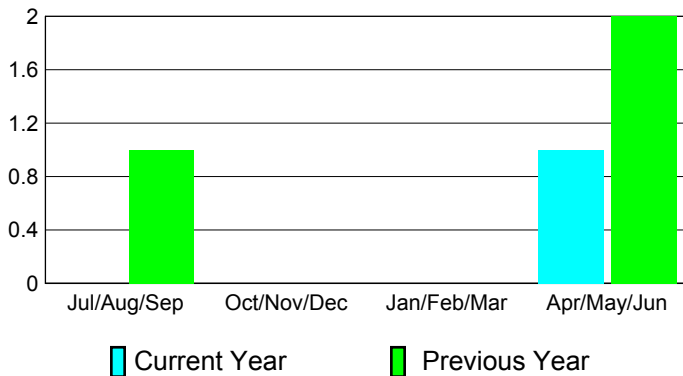
### Club Results 2010-2011

Goal, New, Dropped, Gain/Loss



### Comparison of Club Gain/Loss

Current Year Compared to the Previous Year



### YTD Status Quo Clubs 2010-2011

Status Quo Clubs Compared to Status Quo Members



## MEMBERSHIP

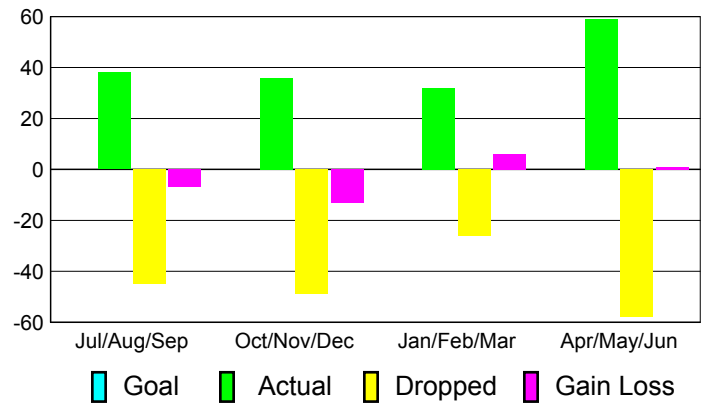
**Membership Results  
2010-2011**

**Membership  
2009-2010**

| Month         | Net Memb Goal | Actual New Memb | Actual Dropped Memb | Gain/Loss of Memb | Gain/Loss of Memb |
|---------------|---------------|-----------------|---------------------|-------------------|-------------------|
| Jul/Aug/Sep   | 0             | 38              | -45                 | -7                | 30                |
| Oct/Nov/Dec   | 0             | 36              | -49                 | -13               | -15               |
| Jan/Feb/Mar   | 0             | 32              | -26                 | 6                 | 30                |
| Apr/May/June  | 0             | 59              | -58                 | 1                 | 25                |
| <b>Totals</b> | <b>0</b>      | <b>165</b>      | <b>-178</b>         | <b>-13</b>        | <b>70</b>         |

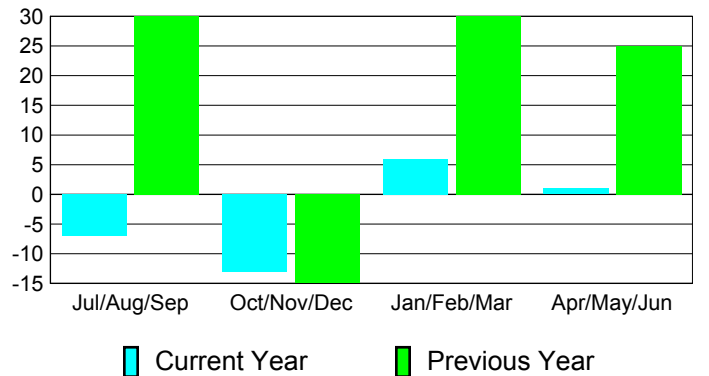
### Membership Results 2010-2011

Goal, New, Dropped, Gain/Loss

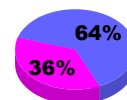


### Comparison of Membership Gain/Loss

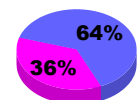
Current Year Compared to the Previous Year



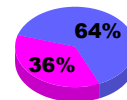
### Gender Comparison 2010-2011



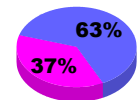
Jul/Aug/Sep



Oct/Nov/Dec



Jan/Feb/Mar



Apr/May/June

Male

Female